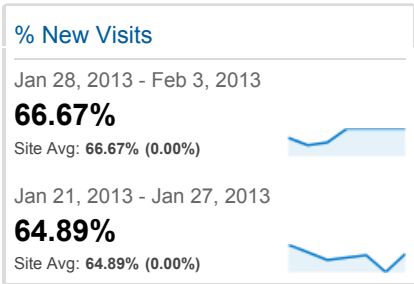
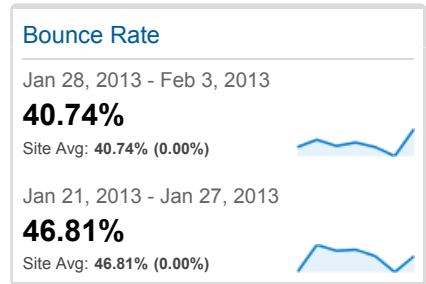
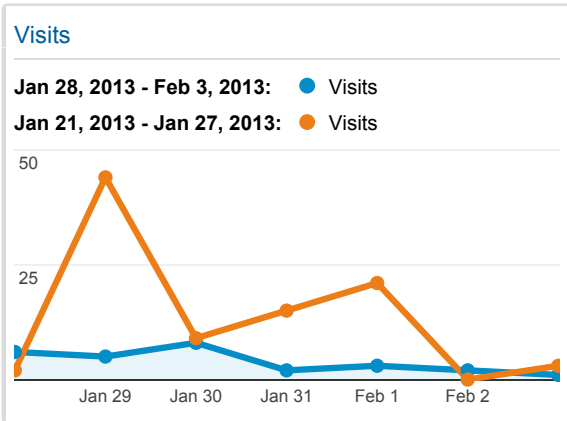
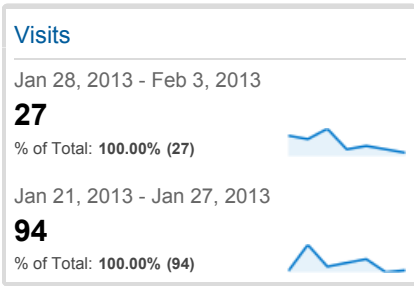


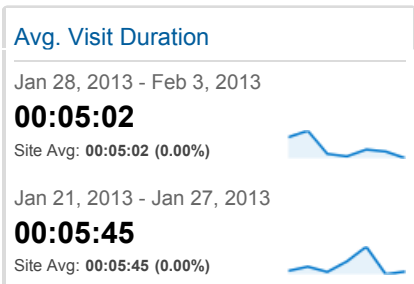
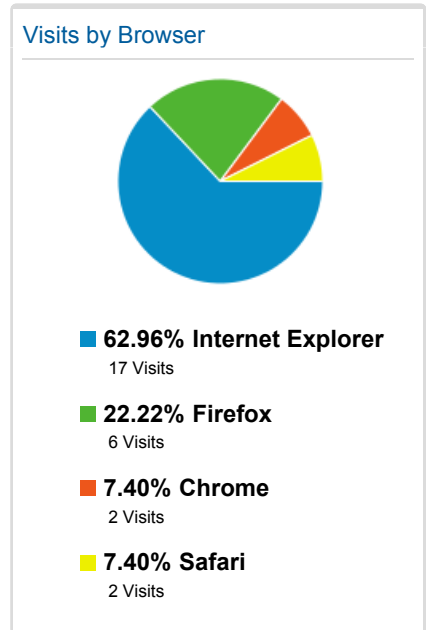
Exec Dashboard v2

Jan 28, 2013 - Feb 3, 2013
Compare to: Jan 21, 2013 - Jan 27, 2013



Pageviews and Avg. Time on Page by Page

Page	Pageviews	Avg. Time on Page
/prime/LocalLearning/AboutUs.html		
Jan 28, 2013 - Feb 3, 2013	23	00:00:21
Jan 21, 2013 - Jan 27, 2013	2	00:02:44
% Change	1,050.00%	-87.40%
/		
Jan 28, 2013 - Feb 3, 2013	19	00:01:24
Jan 21, 2013 - Jan 27, 2013	103	00:02:37
% Change	-81.55%	-46.33%
/prime/index.html		
Jan 28, 2013 - Feb 3, 2013	13	00:00:44
Jan 21, 2013 - Jan 27, 2013	10	00:00:09
% Change	30.00%	422.88%
/prime/LocalLearning/LocalLearningHome.html		
Jan 28, 2013 - Feb 3, 2013	10	00:00:54
Jan 21, 2013 - Jan 27, 2013	6	00:00:14
% Change	66.67%	282.75%
/PRIME/HealthEquity.html		
Jan 28, 2013 - Feb 3, 2013	8	00:00:12
Jan 21, 2013 - Jan 27, 2013	5	00:06:24
% Change	60.00%	-96.95%
/PRIME/SteeringWorkgroups.html		
Jan 28, 2013 - Feb 3, 2013	5	00:00:40
Jan 21, 2013 - Jan 27, 2013	5	00:00:40
% Change	0.00%	0.00%



Visits and % New Visits by Browser

Browser	Visits	% New Visits
Internet Explorer		
Jan 28, 2013 - Feb 3, 2013	17	58.82%
Jan 21, 2013 - Jan 27, 2013	69	62.32%
% Change	-75.36%	-5.61%
Firefox		
Jan 28, 2013 - Feb 3, 2013	6	66.67%
Jan 21, 2013 - Jan 27, 2013	8	75.00%

Visits and % New Visits by Mobile ...

Mobile Device Info	Visits	% New Visits
Apple iPhone		
Jan 28, 2013 - Feb 3, 2013	2	100.00%
Jan 21, 2013 - Jan 27, 2013	0	0.00%
% Change	100.00%	100.00%
(not set)		
Jan 28, 2013 - Feb 3, 2013	0	0.00%

Jan 13 - Jan 27, 2013	0	75.00%
% Change	-25.00%	-11.11%
Chrome		
Jan 28, 2013 - Feb 3, 2013	2	100.00%
Jan 21, 2013 - Jan 27, 2013	12	75.00%
% Change	-83.33%	33.33%
Safari		
Jan 28, 2013 - Feb 3, 2013	2	100.00%
Jan 21, 2013 - Jan 27, 2013	3	66.67%
% Change	-33.33%	50.00%
Android Browser		
Jan 28, 2013 - Feb 3, 2013	0	0.00%
Jan 21, 2013 - Jan 27, 2013	1	0.00%
% Change	-100.00%	0.00%

eb 3, 2013	5	00:00:49
Jan 21, 2013 - Jan 27, 2013	4	00:01:15
% Change	25.00%	-34.96%
/prime/Action/ActionCenter.html		
Jan 28, 2013 - Feb 3, 2013	4	00:00:20
Jan 21, 2013 - Jan 27, 2013	3	00:00:37
% Change	33.33%	-46.62%
/prime/Action/ForumsDiscussions.html		
Jan 28, 2013 - Feb 3, 2013	3	00:00:13
Jan 21, 2013 - Jan 27, 2013	1	00:00:06
% Change	200.00%	116.67%
/prime/PRIME/InfantMortality.html		
Jan 28, 2013 - Feb 3, 2013	3	00:01:32
Jan 21, 2013 - Jan 27, 2013	2	00:04:32
% Change	50.00%	-66.30%
/prime/PRIME/PracticeModel.html		
Jan 28, 2013 - Feb 3, 2013	3	00:02:33
Jan 21, 2013 - Jan 27, 2013	1	00:18:13
% Change	200.00%	-86.03%

Jan 21, 2013 - Jan 27, 2013	1	0.00%
% Change	-100.00%	0.00%
Apple iPad		
Jan 28, 2013 - Feb 3, 2013	0	0.00%
Jan 21, 2013 - Jan 27, 2013	1	100.00%
% Change	-100.00%	-100.00%

Visits and New Visits by Keyword

Keyword	Visits	New Visits
(not set)		
Jan 28, 2013 - Feb 3, 2013	25	16
Jan 21, 2013 - Jan 27, 2013	91	59
% Change	-72.53%	-72.88%
geographic determinants of infant health university michigan of infant health michigan		
Jan 28, 2013 - Feb 3, 2013	1	1
Jan 21, 2013 - Jan 27, 2013	0	0
% Change	100.00%	100.00%
prime mdch		
Jan 28, 2013 - Feb 3, 2013	1	1
Jan 21, 2013 - Jan 27, 2013	0	0
% Change	100.00%	100.00%
(not provided)		
Jan 28, 2013 - Feb 3, 2013	0	0

2013

Jan 21, 2013 - Jan 27, 2013	1	1
% Change	-100.00%	-100.00%

mdch prime project

Jan 28, 2013 - Feb 3, 2013	0	0
Jan 21, 2013 - Jan 27, 2013	1	0
% Change	-100.00%	0.00%