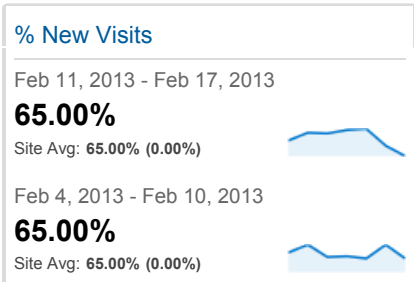
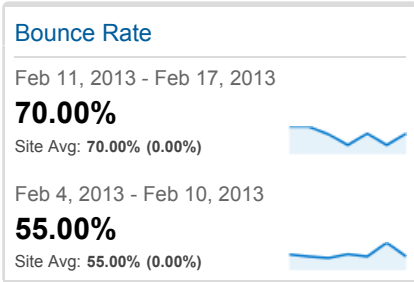
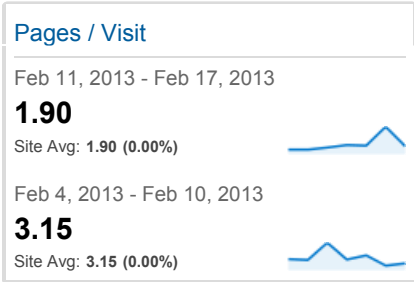
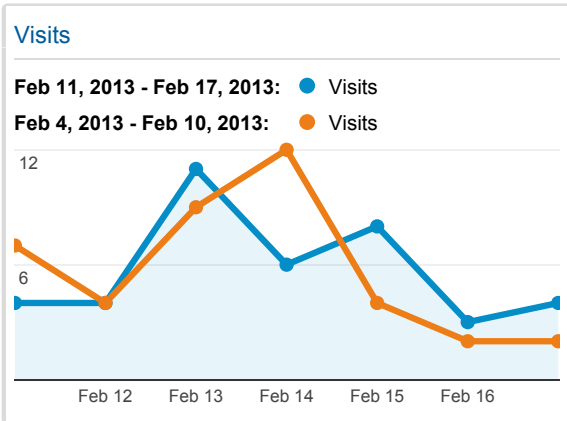
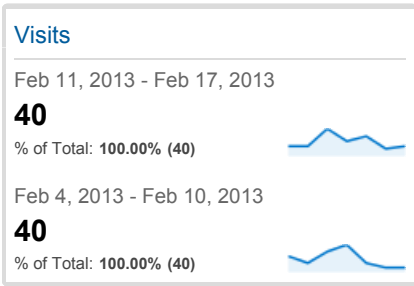


Exec Dashboard v2

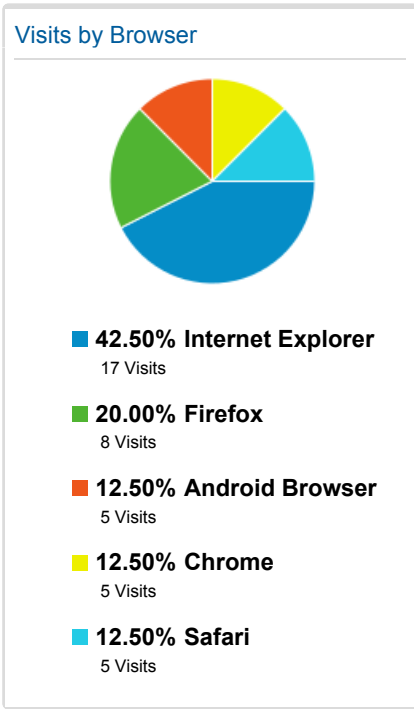
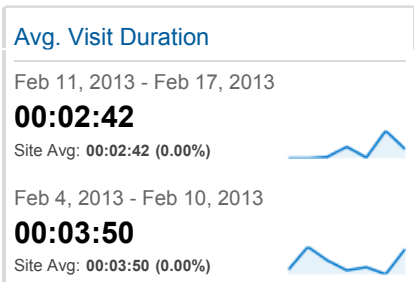
Feb 11, 2013 - Feb 17, 2013

Compare to: Feb 4, 2013 - Feb 10, 2013



### Pageviews and Avg. Time on Page by Page

Page	Pageviews	Avg. Time on Page
/		
Feb 11, 2013 - Feb 17, 2013	26	00:01:38
Feb 4, 2013 - Feb 10, 2013	35	00:02:01
<b>% Change</b>	<b>-25.71%</b>	<b>-19.54%</b>
/PRIME/WhatsPRIME.html		
Feb 11, 2013 - Feb 17, 2013	6	00:00:22
Feb 4, 2013 - Feb 10, 2013	6	00:00:05
<b>% Change</b>	<b>0.00%</b>	<b>371.43%</b>
/PRIME/SteeringWorkgroups.html		
Feb 11, 2013 - Feb 17, 2013	4	00:01:17
Feb 4, 2013 - Feb 10, 2013	8	00:01:44
<b>% Change</b>	<b>-50.00%</b>	<b>-25.96%</b>
/index.html		
Feb 11, 2013 - Feb 17, 2013	3	00:02:21
Feb 4, 2013 - Feb 10, 2013	7	00:00:23
<b>% Change</b>	<b>-57.14%</b>	<b>504.29%</b>
/PRIME/InfantMortality.html		
Feb 11, 2013 - Feb 17, 2013	3	00:12:18
Feb 4, 2013 - Feb 10, 2013	0	00:00:00
<b>% Change</b>	<b>100.00%</b>	<b>100.00%</b>
/prime/Resources/OtherReports.html		
Feb 11, 2013 - Feb 17, 2013	0	00:00:00



### Visits and % New Visits by Browser

Browser	Visits	% New Visits
Internet Explorer		
Feb 11, 2013 - Feb 17, 2013	17	70.59%
Feb 4, 2013 - Feb 10, 2013	21	76.19%
<b>% Change</b>	<b>-19.05%</b>	<b>-7.35%</b>
Firefox		
Feb 11, 2013 - Feb 17, 2013	8	62.50%
Feb 4, 2013 - Feb 10, 2013	1	0.00%

### Visits and % New Visits by Mobile ...

Mobile Device Info	Visits	% New Visits
Apple iPad		
Feb 11, 2013 - Feb 17, 2013	4	50.00%
Feb 4, 2013 - Feb 10, 2013	1	100.00%
<b>% Change</b>	<b>300.00%</b>	<b>-50.00%</b>
(not set)		
Feb 11, 2013 - Feb 17, 2013	0	0.00%

3 - Feb 10, 2013	1	0.00%
<b>% Change</b>	<b>700.00%</b>	<b>100.00%</b>
Android Browser		
Feb 11, 2013 - Feb 17, 2013	5	20.00%
Feb 4, 2013 - Feb 10, 2013	2	0.00%
<b>% Change</b>	<b>150.00%</b>	<b>100.00%</b>
Chrome		
Feb 11, 2013 - Feb 17, 2013	5	100.00%
Feb 4, 2013 - Feb 10, 2013	14	64.29%
<b>% Change</b>	<b>-64.29%</b>	<b>55.56%</b>
Safari		
Feb 11, 2013 - Feb 17, 2013	5	60.00%
Feb 4, 2013 - Feb 10, 2013	2	50.00%
<b>% Change</b>	<b>150.00%</b>	<b>20.00%</b>

Feb 17, 2013	3	00:00:00
Feb 4, 2013 - Feb 10, 2013	3	00:19:51
<b>% Change</b>	<b>0.00%</b>	<b>-100.00%</b>
/PRIME/WhyPRIME.html		
Feb 11, 2013 - Feb 17, 2013	3	00:01:35
Feb 4, 2013 - Feb 10, 2013	2	00:00:04
<b>% Change</b>	<b>50.00%</b>	<b>2,283.33%</b>
/LocalLearning/BestPractices.html		
Feb 11, 2013 - Feb 17, 2013	2	00:00:35
Feb 4, 2013 - Feb 10, 2013	3	00:08:54
<b>% Change</b>	<b>-33.33%</b>	<b>-93.44%</b>
/LocalLearning/collaboratives/bchd.html		
Feb 11, 2013 - Feb 17, 2013	2	00:00:00
Feb 4, 2013 - Feb 10, 2013	3	00:21:21
<b>% Change</b>	<b>-33.33%</b>	<b>-100.00%</b>
/LocalLearning/EventCalendar.html		
Feb 11, 2013 - Feb 17, 2013	2	00:18:18
Feb 4, 2013 - Feb 10, 2013	0	00:00:00
<b>% Change</b>	<b>100.00%</b>	<b>100.00%</b>

Feb 13 - Feb 17, 2013	3	0.00%
Feb 4, 2013 - Feb 10, 2013	2	0.00%
<b>% Change</b>	<b>50.00%</b>	<b>0.00%</b>
LG MS690 Optimus M		
Feb 11, 2013 - Feb 17, 2013	2	50.00%
Feb 4, 2013 - Feb 10, 2013	0	0.00%
<b>% Change</b>	<b>100.00%</b>	<b>100.00%</b>

Visits and New Visits by Keyword

Keyword	Visits	New Visits
(not set)		
Feb 11, 2013 - Feb 17, 2013	30	16
Feb 4, 2013 - Feb 10, 2013	28	16
<b>% Change</b>	<b>7.14%</b>	<b>0.00%</b>
(not provided)		
Feb 11, 2013 - Feb 17, 2013	3	3
Feb 4, 2013 - Feb 10, 2013	6	5
<b>% Change</b>	<b>-50.00%</b>	<b>-40.00%</b>
"healthy start" grand rapids spectrum health system		
Feb 11, 2013 - Feb 17, 2013	1	1
Feb 4, 2013 - Feb 10, 2013	0	0
<b>% Change</b>	<b>100.00%</b>	<b>100.00%</b>
health disparities data in berrien county michigan		
Feb 11, 2013 - Feb 17, 2013	1	1

Feb 4, 2013 - Feb 10, 2013	0	0
<b>% Change</b>	<b>100.00%</b>	<b>100.00%</b>
joann hoganson, r.n., m.s.n		
Feb 11, 2013 - Feb 17, 2013	1	1
Feb 4, 2013 - Feb 10, 2013	0	0
<b>% Change</b>	<b>100.00%</b>	<b>100.00%</b>